
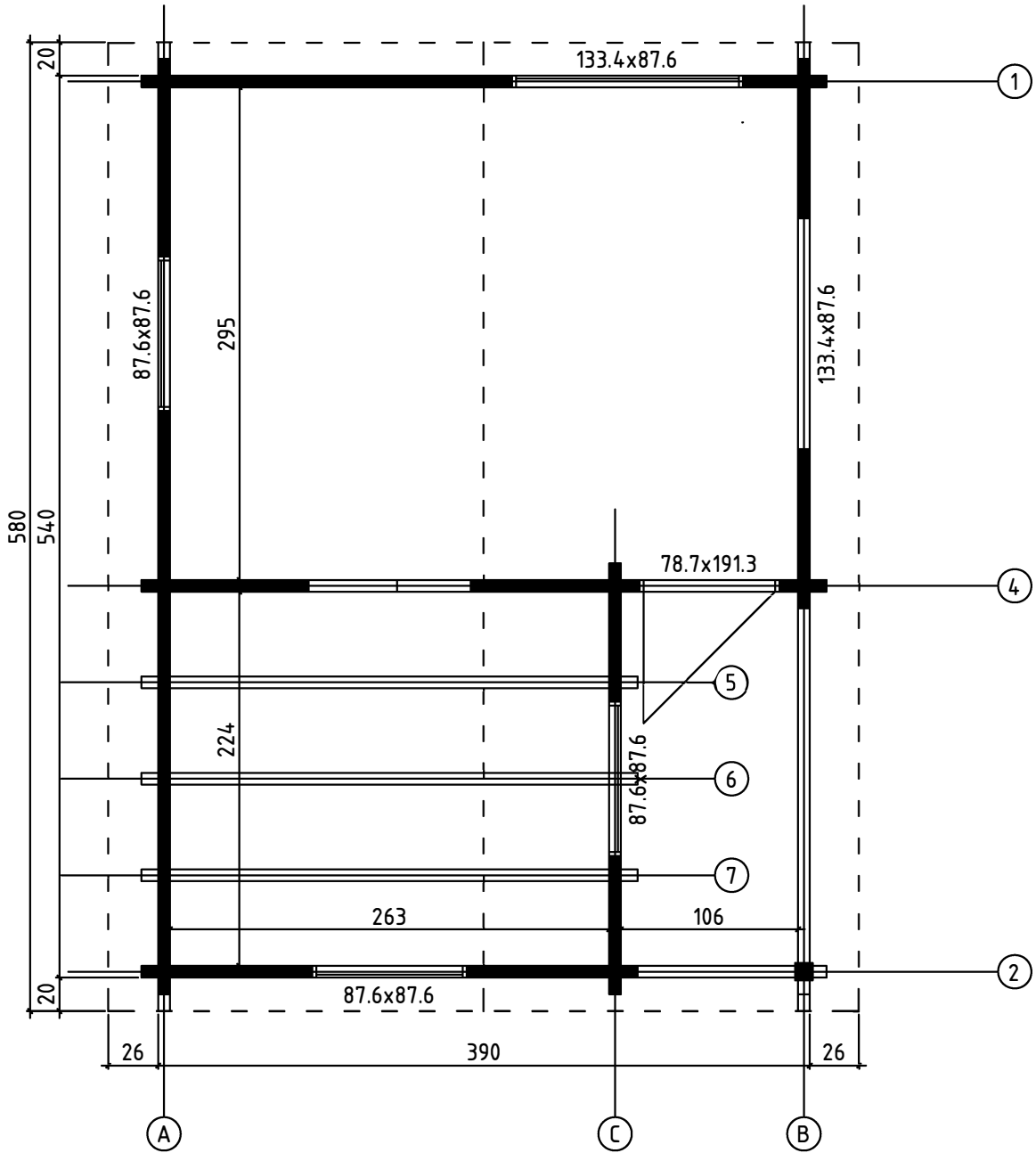


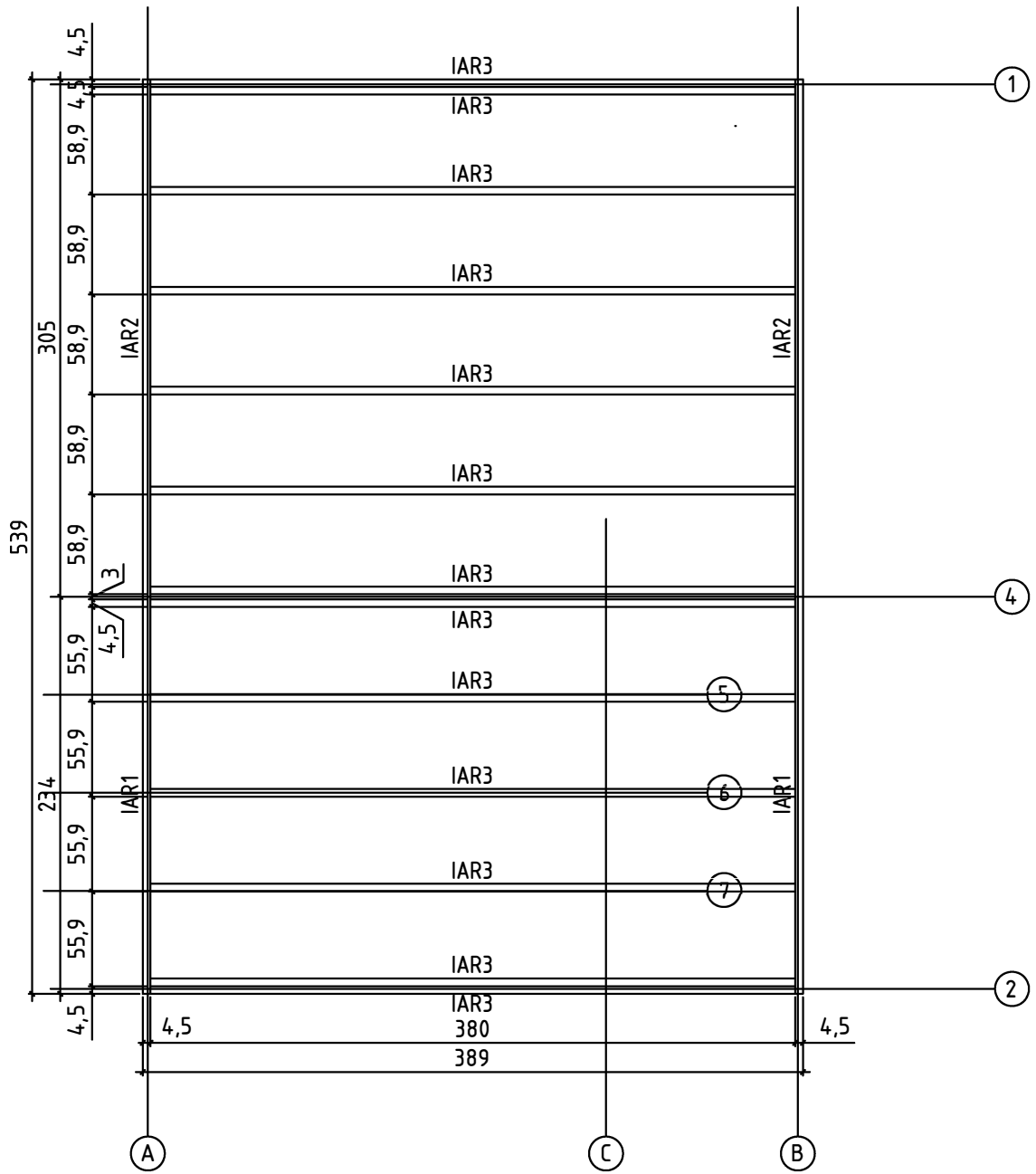
Klaudia



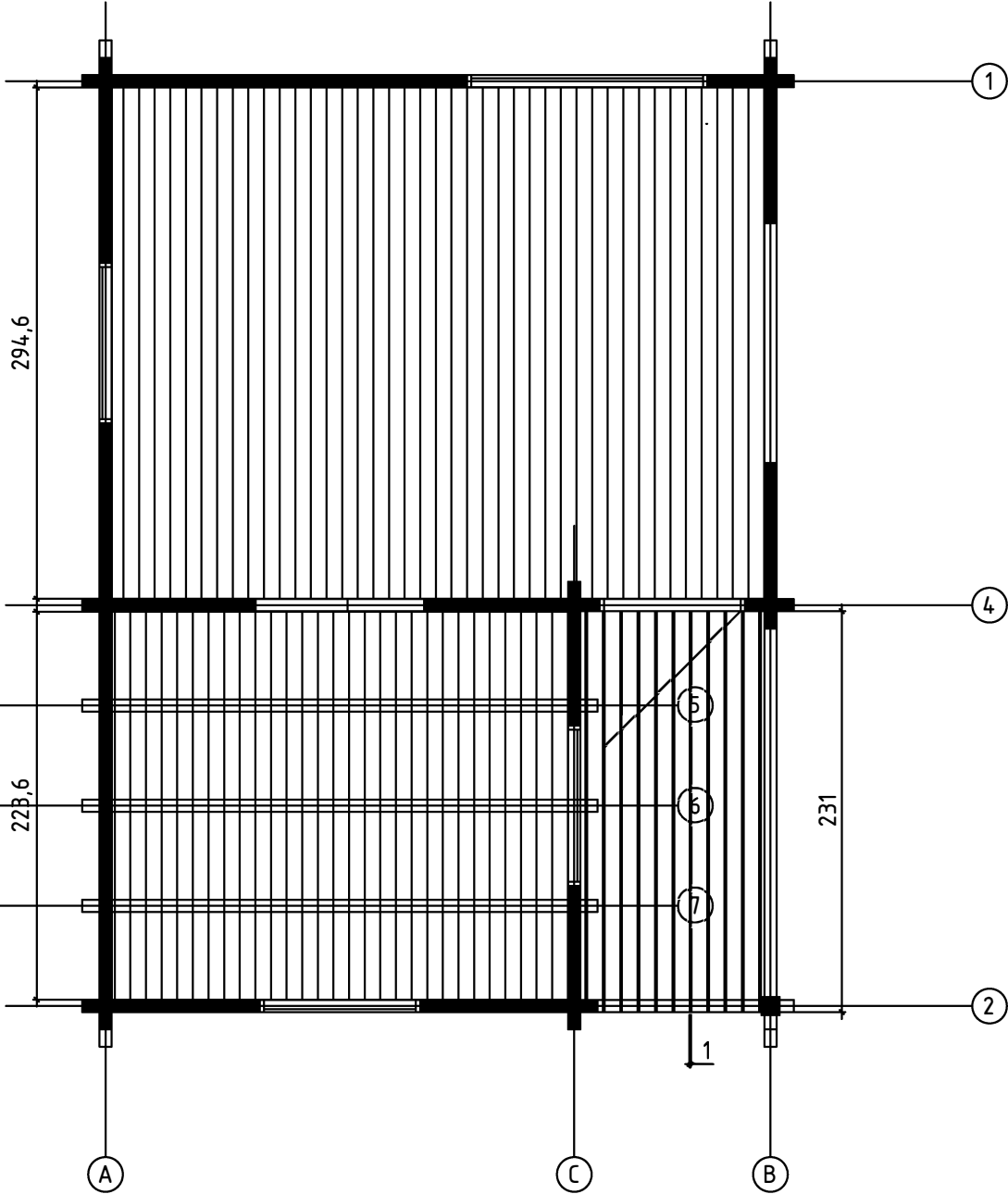
GROUNDPLAN - GRUNDPLAN - PLAN DE MASSE

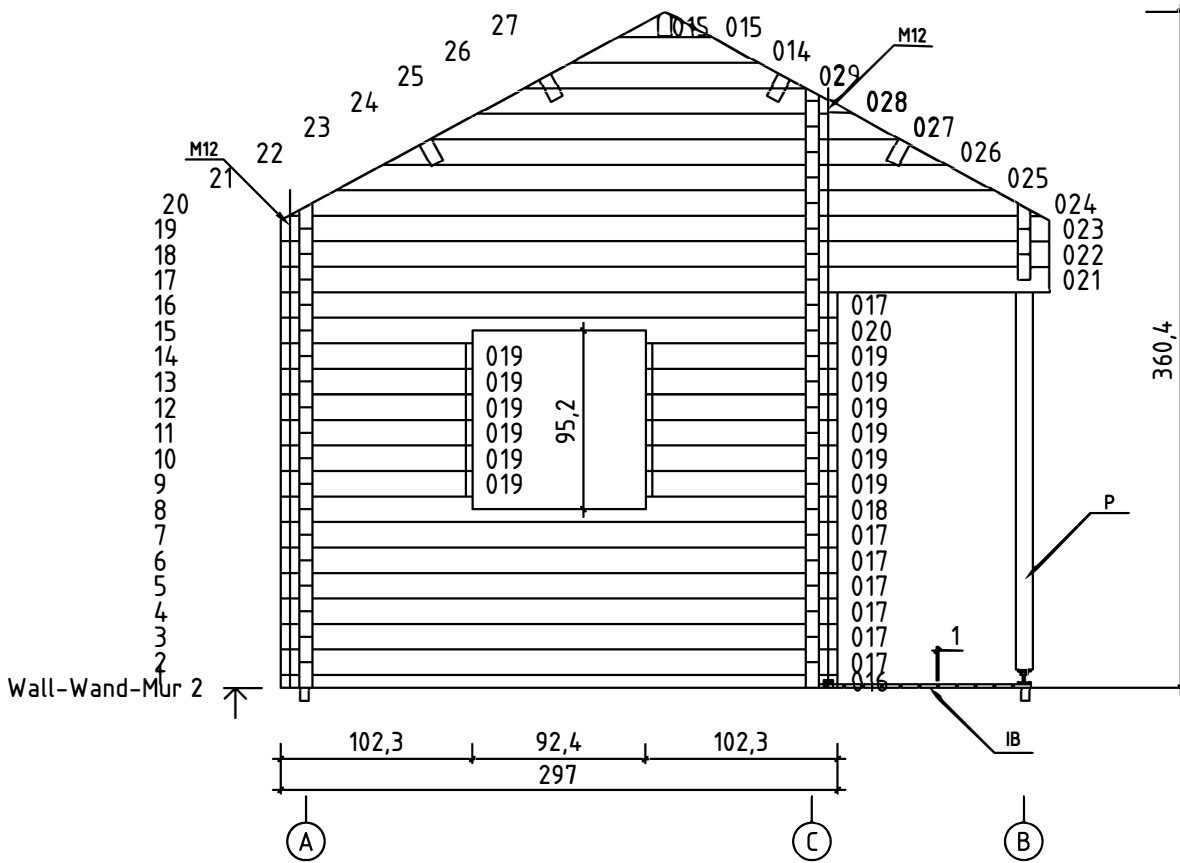
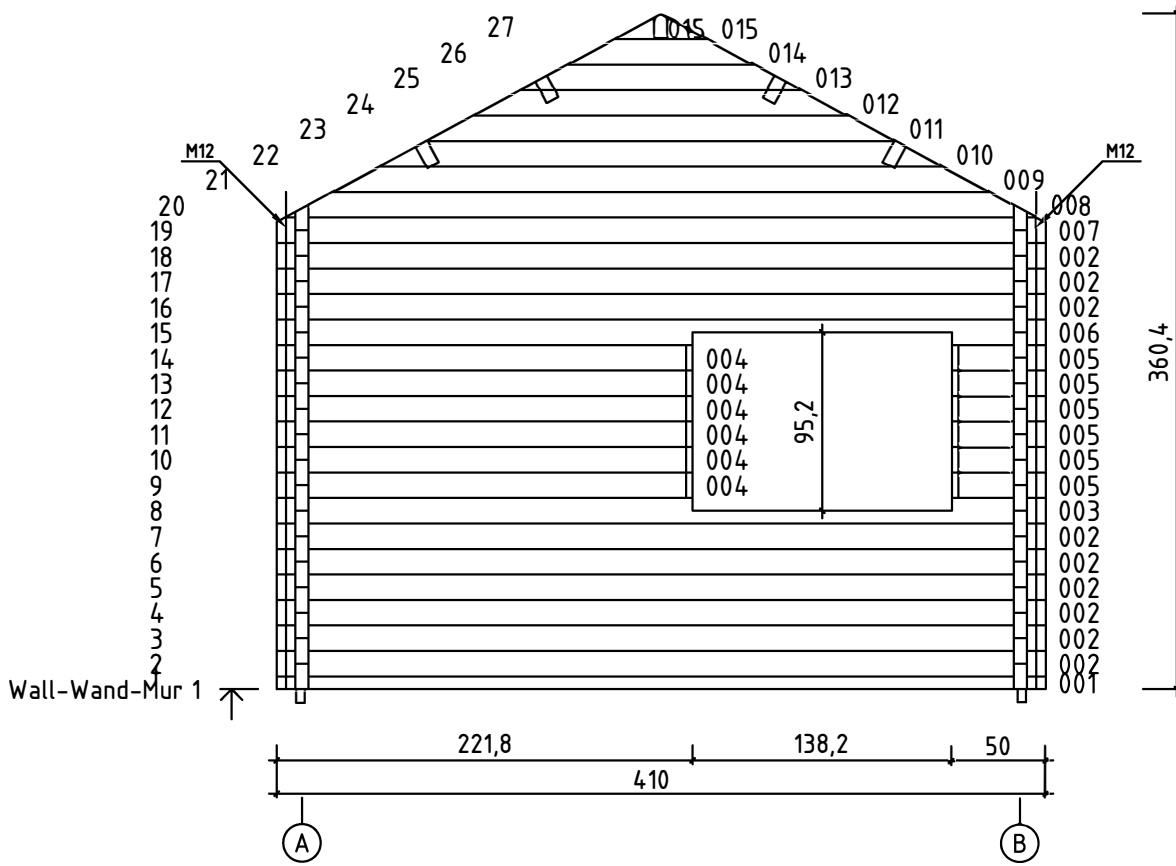


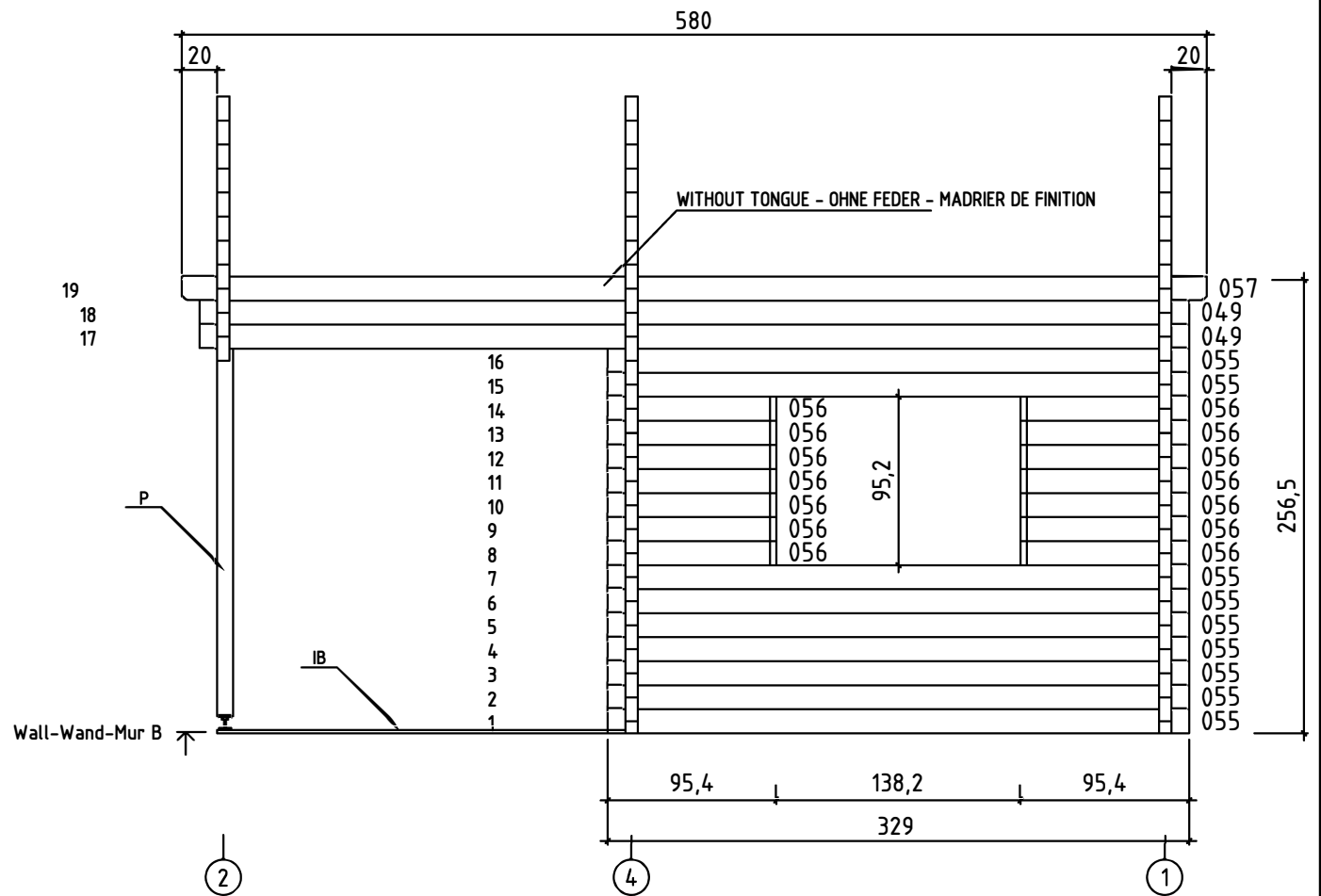
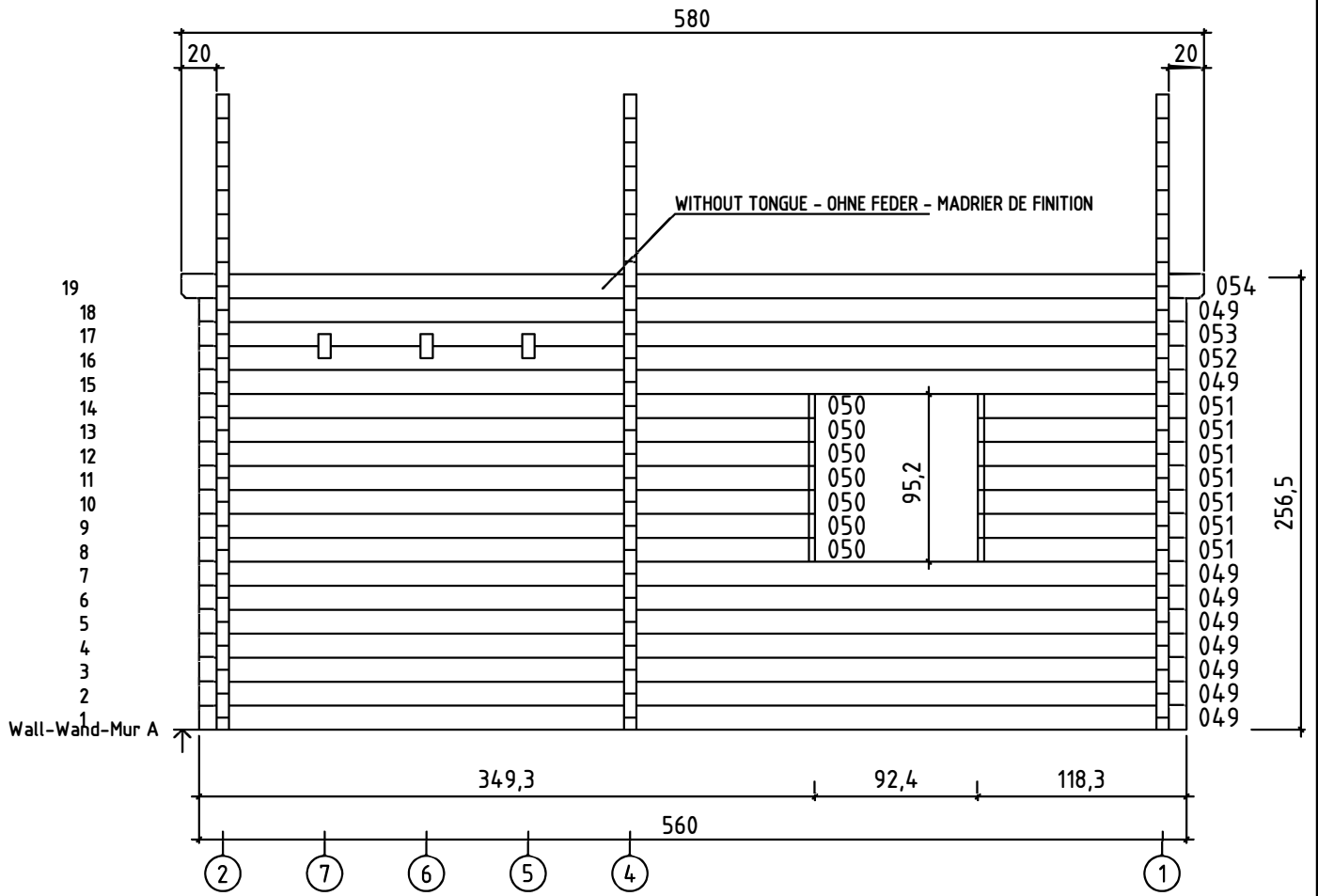
FOUNDATION - FUNDAMENT - FONDATION

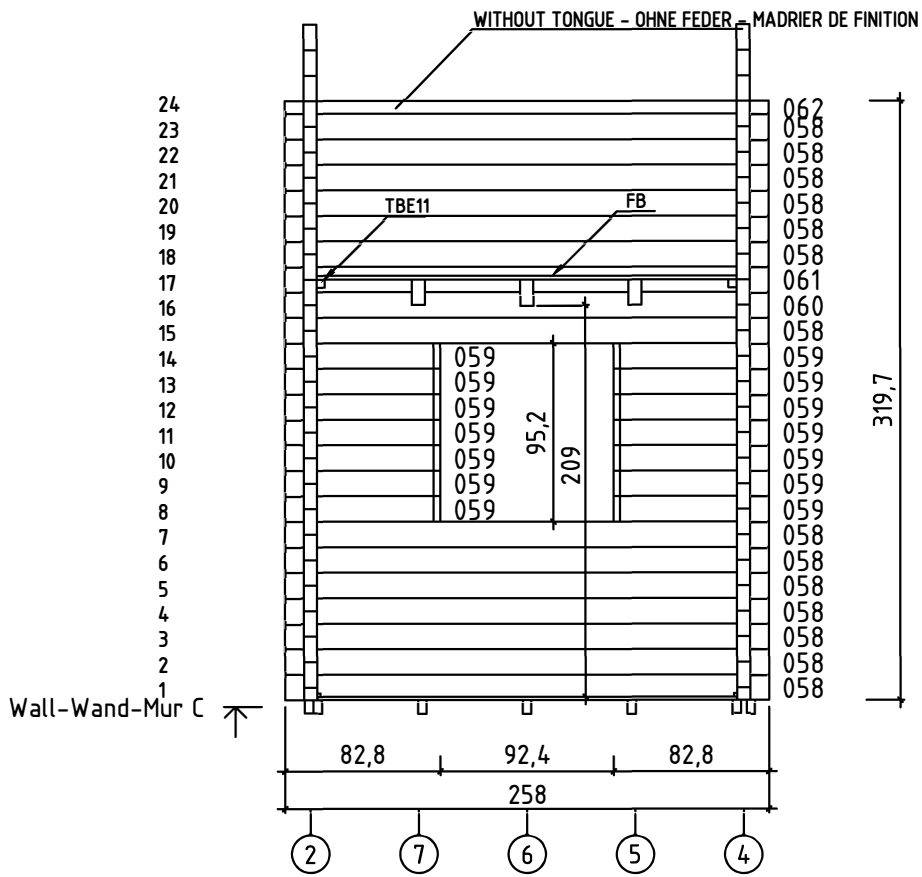


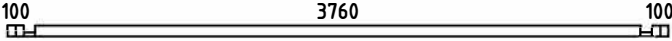
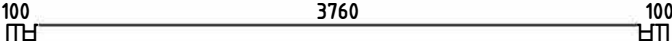
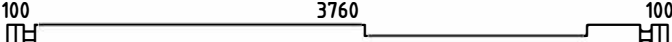
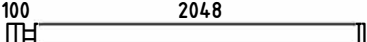

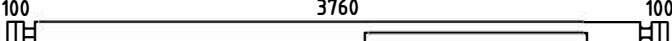
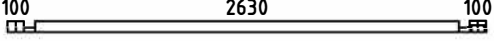
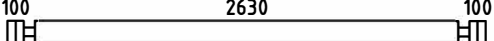


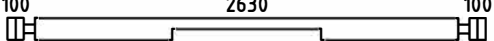


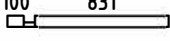
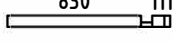










FLOOR BOARDS - FUSSBODENBRETTER - PLAN POSE PLANCHER









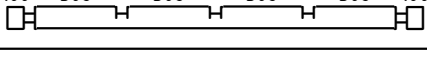
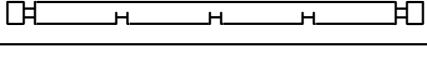

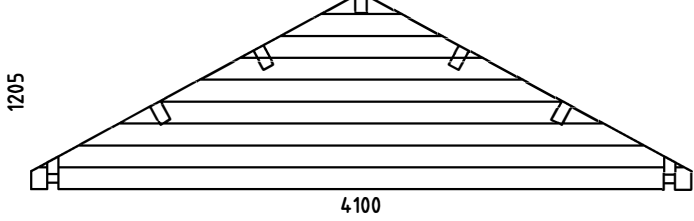
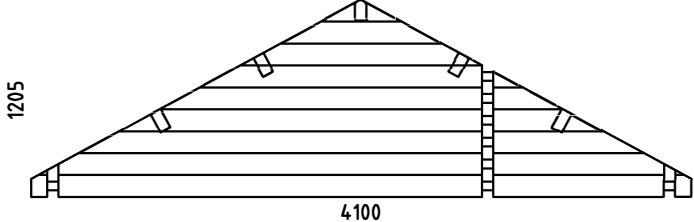
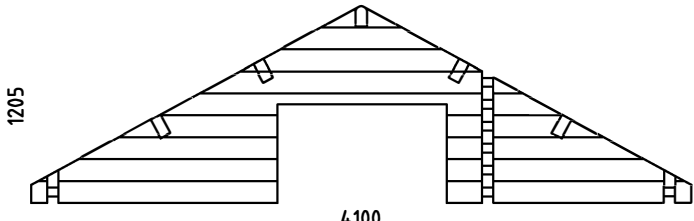












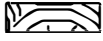

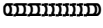
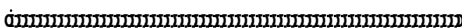







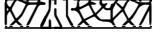
















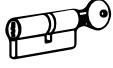
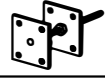
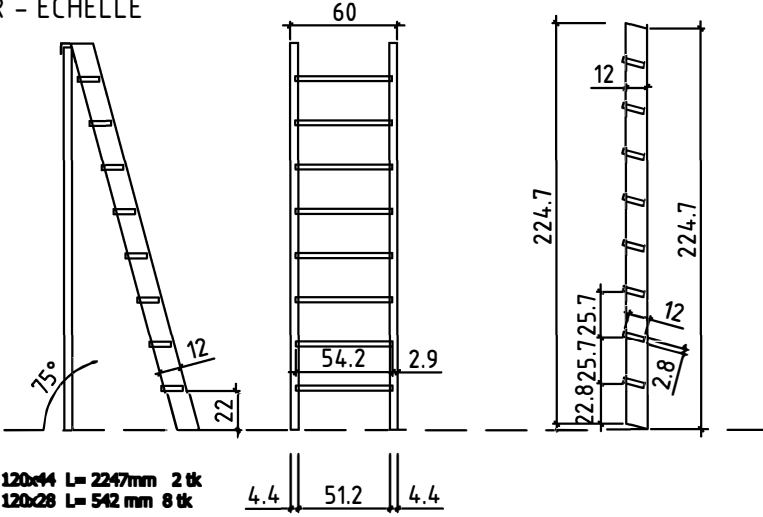





Pos	Piece list - Stückliste - Liste des pieces	Q.	P (mm)	L (mm)
001		1	70x68	4100
002		9	70x136	4100
003		1	70x136	4100
004		6	70x136	2218
005		6	70x136	500
006		1	70x136	4100
016		1	70x68	2970
017		7	70x136	2970
018		1	70x136	2970
019		12	70x136	1023
020		1	70x136	2970
021		1	70x136	4100
022		1	70x136	4100
030		1	70x68	1001
031		1	70x68	1011
032		1	70x68	282
033		14	70x136	1001
034		14	70x136	1011
035		14	70x136	282
036		2	70x136	4100
037		1	70x136	4100
048		3	70x136	2970
049		11	70x136	5600
050		7	70x136	3493
051		7	70x136	1183

Pos	Piece list - Stückliste - Liste des pieces	Q.	P (mm)	L (mm)
052		1	70x136	5600
053		1	70x136	5600
054		1	70x136	5800
055		9	70x136	3290
056		14	70x136	954
057		1	70x136	5800
058		14	70x136	2580
059		14	70x136	828
060		1	70x136	2580
061		1	70x136	2580
062		1	70x69	2580
W1-1		1		
W2-1		1		
W4-1		1		
IAR3	FOUNDATION - FUNDAMENT - FONDATION 	13	45x70	3800
IAR2	FOUNDATION - FUNDAMENT - FONDATION 	2	45x70	3050
IAR1	FOUNDATION - FUNDAMENT - FONDATION 	2	45x70	2340
PR1	ROOF BEAM - DACHBALKEN - PANNE DE TOIT 	1	70x140	5800
PR1	ROOF BEAM - DACHBALKEN - PANNE DE TOIT 	4	70x140	5800

Pos	Piece list - Stückliste - Liste des pieces		Q.	P (mm)	L (mm)
FB	FLOOR BOARDS - FUSSBODENBRETTER - LAME DE PLANCHER		42	90x18	2946
FB	FLOOR BOARDS - FUSSBODENBRETTER - LAME DE PLANCHER		60	90x18	2236
RB	ROOF BOARDS - DACHBRETTER - VOLIGES		130	90x18	2500
IB	TERRACE BOARDS - TERRASSENBRETTER - PLANCHER DE TERRASSE		12	90x19	2310
FL	FLOOR FILLET-FUSSBODENLEISTE - CORNIERE DE FINITION DU PLANCHER			18x18	32.85
DPL	ROOFING FELT FILLET - DACHPAPPENLEISTE - BAGUETTE DE FIXATION DU FEUTRE BITUMEUX		4	18x58	2550
M12	TREADED ROD M12 - GEWINDESTANGE M12 - TIGE FILETÉE M12		3		550
M12	TREADED ROD M12 - GEWINDESTANGE M12 - TIGE FILETÉE M12		1		1125
M12	TREADED ROD M12 - GEWINDESTANGE M12 TIGE FILETÉE M12		4		2000
LPL	FIXING FILLET - FIXIRUNGSLEISTE - PROFIL DE FIXATION		1	20x70	787
LPL	FIXING FILLET - FIXIRUNGSLEISTE - PROFIL DE FIXATION		6	20x70	876
LPL	FIXING FILLET - FIXIRUNGSLEISTE - PROFIL DE FIXATION		10	20x70	916
LPL	FIXING FILLET - FIXIRUNGSLEISTE - PROFIL DE FIXATION		4	20x70	1334
LPL	FIXING FILLET - FIXIRUNGSLEISTE - PROFIL DE FIXATION		2	20x70	1933
DS	DOORSTEP - SWELLE - SEUIL DE PORTE		1	18x70	970
P	POST - PFOSTEN - POTEAU		1	90x90	2095
TB	EAVES BOARD - TRAUFBRETT - BANDEAU DE TOIT		4	18x90	2900
DRV	ROOF EDGE REINFORCEMENT - DACHRANDVERSTÄRKUNG - CORNIERE DE RENFORT DE BORD DE TOIT		4	28x34	2900
TBE6	FIXING FILLET FOR WINDOW - FIXIRUNGSLEISTE FÜR FENSTER - PROFIL DE FIXATION DES FENETRES		4	28x34	748
TBE6	FIXING FILLET FOR WINDOW - FIXIRUNGSLEISTE FÜR FENSTER - PROFIL DE FIXATION DES FENETRES		6	28x34	916
TBE6	FIXING FILLET FOR DOOR - FIXIRUNGSLEISTE FÜR TÜR - PROFIL DE FIXATION DES PORTES		2	28x34	1933
TBE11	LOFT SUPPORT - DACHBEFESTIGUNG - CORNIÈRE DE RENFORT DE FIXATION DE TOITURE		2	45x45	2628
GL	GABLE MOULDING - GIEBELLEISTE PLANCHE DE RIVE		4	18x120	2550
FS	WINDOW HANDLE FITTINGS-FENSTERGRIFF - POIGNÉE D'OUVERTURE DE FENETRE		5		
TS	BOLT FOR WINDOW HANDLE FITTINGS - BOLZEN FÜR FENSTERGRIFF BESCHLAG - BOULON POUR POIGNÉE D'OUVERTURE DE FENETRE		10		

Pos	Piece list - Stückliste - Liste des pieces		Q.	P (mm)	L (mm)
KL4	LENGTHENING BOLT FOR TREADED ROD - VERLÄNGERUNGSMUTTER FÜR GEWINDESTANGE - MANCHON DE RACCORDEMENT DE TIGE FILETÉE		4		
KL1	DRIVE NUT TREADED ROD - EINSHLAGMUTTER FÜR GEWINDESTANGE - ÉCROU A FRAPPER POUR TIGE FILITÉE		4		
KL2	NUT FOR TREADED ROD - MUTTER FÜR GEWINDESTANGE - ÉCROU POUR TIGE FILETÉE		4		
KL3	PLAIN WASHER TREADED ROD - UNTERLEGSSCHEIBE FÜR GEWINDESTANGE - RONDELLE PLATE POUR TIGE FILETÉE		4		
HS12	SCREW FOR GABLE SEGMENT - SCHRAUBEN FÜR DECKBLATT - VIS POUR FIXATION LOSANGE DE FINITION		4	3.5x35	
HS83	SCREW FOR FIXING FILLET - SCHRAUBEN FÜR FIXIRUNGSLEISTE - VIS POUR PROFIL DE FIXATION		94	3.5x50	
	SCREW FOR DOORSTEP - SCHRAUBEN FÜR SWELLE - VIS DE FIXATION DU SEUIL DE PORTE		3	3.5x50	
HS84	SCREW FOR FIXING FILLET - SCHRAUBEN FÜR FIXIRUNGSLEISTE - VIS POUR PROFIL DE FIXATION		50	3.5x50	
HS16	SCREW FOR GABLE MOULDING - SCHRAUBEN FÜR GIEBELLEISTE - VIS DE FIXATION POUR PLANCHE DE RIVE		32	3.5x50	
HS38	SCREW FOR LOFT SUPPORT (TBE11) - SCHRAUBE FÜR DACHBEFESTIGUNG (TBE11) VIS DE SUPPORT DE SOL (TBE11)		12	4.5x80	
HS37	SCREW FOR POST - SCHRAUBEN FÜR PFOSTEN - VIS DE FIXATION DES POTEAUX		2	4.5x80	
HS32	SCREW FOR EAVES BOARDS - SCHRAUBEN FÜR TRAUFBRETTEN - VIS DE FIXATION POUR BANDEAU DE TOIT		28	4x40	
HS26	SCREW FOR ROOF EDGE REINFORCEMENT - SCHRAUBEN FÜR DACHRANDVERSTÄRKUNG - VIS POUR RENFORT DE BORD DE TOIT		28	4x40	
HS36	SCREW FOR STEPLADDER - SCHRAUBE FÜR LEITER - VIS D'ASSEMBLAGE DES MARCHES DE L'ECHELLE		36	4x60	
HS40	SCREW FOR 1. WALL BEAM - SCHRAUBE FÜR 1. BOHLENREIHE - VIS DE FIXATION DES FONDATIONS		11	5x120	
HS43	SCREW FOR ROOF BEAMS - SCHRAUBEN FÜR DACHBALKEN - VIS POUR PANNE DE TOIT		21	5x120	
	SCREW FOR GABLE - SCHRAUBEN FÜR GIEBEL - VIS POUR FIXATION DES PIGNONS		54	5x120	
HS39	SCREW FOR FUNDAMENT - SCHRAUBEN ZUR BEFESTIGUNG FUNDAMENT - VIS POUR FONDATION		30	5x90	
HS49	SCREW FOR POST HEIGHT ADJUSTMENT - SCHRAUBEN FÜR REGULIERUNGSSCHRAUBE FÜR PFOSTEN - VIS DE FIXATION DE SUPPORT RÉGLABLE DE POTEAU		8	6x50	
MS	SCREW FOR DOORSTEP - SCHRAUBEN FÜR TÜRSCHWELLE - VIS DE FIXATION DU SEUIL DE PORTE		2	4.5x65	
SH70	HAMMER BLOCK - SCHLAGHOLZ - CALLE DE FRAPPE		1		
NFD	ZN NAIL FOR ROOFING FELT FILLET - ZN NÄGEL FÜR DACHPAPPENLEISTE - POINTE POUR BAGUETTE FIXATION FEUTRE BITUMEUX		28	2x40	
NF3	ZN NAIL FOR TERRACE - ZN NÄGEL FÜR TERRASSENRETTEN - POINTE POUR PLANCHER DE TERRASSE		120	2x50	
NFF	ZN NAIL FOR FILLETS - ZN NÄGEL FÜR LEISTEN - POINTE POUR CORNIERE		66	1.4x40	
NF2	ZN NAIL FOR ROOF - ZN NÄGEL FÜR DACHBRETTEN - POINTE POUR TOIT		544	2x50	

Pos	Piece list - Stückliste - Liste des pieces	Q.	P (mm)	L (mm)
NH1	ZN NAIL FOR FLOOR - ZN NÄGEL FÜR FUSSBODENBRETTER - CLOUS POUR PLANCHER 	563	2x40	
GS	GABLE SEGMENT-DECKBLATT - LOSANGE DE FINITION 	2		
TS4	SET OF DOOR LOCK COVERS - SCHLOSSBLENDEN - SET DE GARNITURES DE SERRURE DE PORTE 	1		
TS3	DOOR HANDLE FITTINGS-TÜRGRIF - SET DE GARNITURES DE SERRURE DE PORTE 	1		
TS6	CYLINDER LOCK -ZYLINDERSCHLOSS - CYLINDRE DE SERRURE 	1		
RFP	POST HEIGHT ADJUSTMENT - REGULIERUNGSSCHRAUBE FÜR PFOSTEN - SUPPORT RÉGLABLE DE POTEAU 	1		
LR	LADDER - LEITER - ECHELLE  <p> 120x44 L= 2247mm 2 tk 120x28 L= 542 mm 8 tk </p>	1		
Week end A.9P.K	WINDOW-FENSTER-FENETRE 916x916 	3		
Weeke nd TA .6P.K	WINDOW-FENSTER-FENETRE 1374x916 	2		
Weeke nd U. 26V.K	DOOR-TÜR-PORTE 827x1933 	1		

